



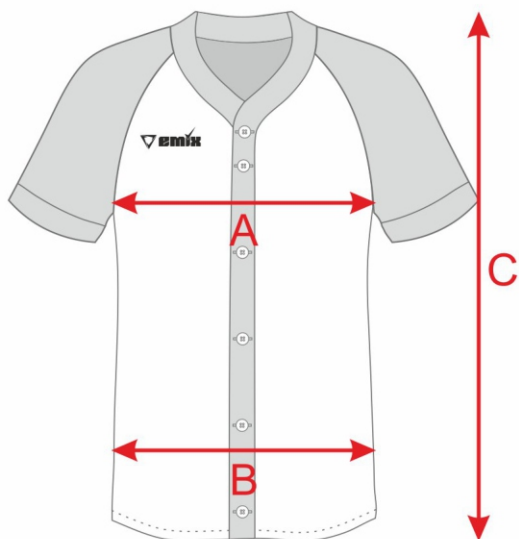
GUIA TALLAS

BEISBOL



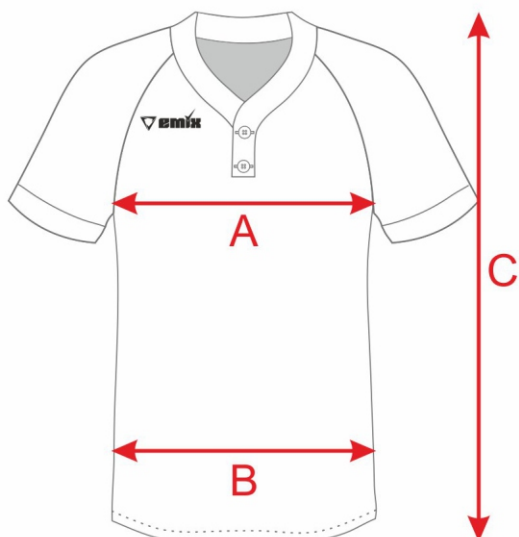


CASACA ABIERTA BOTONES BEISBOL



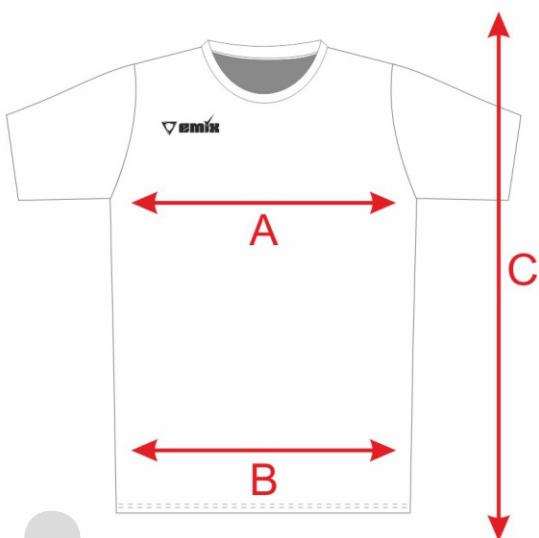
CASACA ABIERTA ABOTONADA BEISBOL							
TALLA	(A) PECHO	(B) CINTURA	(C) ALTO	TALLA	(A) PECHO	(B) CINTURA	(C) ALTO
6XS				S	56	54	77
5XS				M	58	56	79
4XS	64	44	66,5	L	60	58	81
3XS	48	46,5	70	XL	62	60	86
2XS	52	50	73	2XL	64	62	89
XS	54	52	75	3XL	66	64	92

CASACA BEISBOL




CASACA BEISBOL							
TALLA	(A) PECHO	(B) CINTURA	(C) ALTO	TALLA	(A) PECHO	(B) CINTURA	(C) ALTO
6XS				S	56	54	77
5XS				M	58	56	79
4XS	64	44	66,5	L	60	58	81
3XS	48	46,5	70	XL	62	60	86
2XS	52	50	73	2XL	64	62	89
XS	54	52	75	3XL	66	64	92

CAMISETA ENTRENO M/C



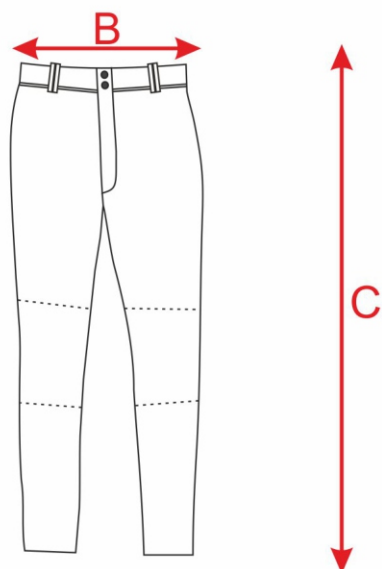
CAMISETA ENTRENO M/C							
TALLA	(A) PECHO	(B) CINTURA	(C) ALTO	TALLA	(A) PECHO	(B) CINTURA	(C) ALTO
6XS				S	50	50	70
5XS	36	36	48	M	52	52	72
4XS	39	39	52	L	54	54	74
3XS	42	42	57	XL	56	56	76
2XS	45	45	62	2XL	58	58	78
XS	48	48	66	3XL	61	61	80

LAS MEDIDAS INDICADAS SON APROXIMADAS Y PODRÍAN VARIAR +/- 2 CM.



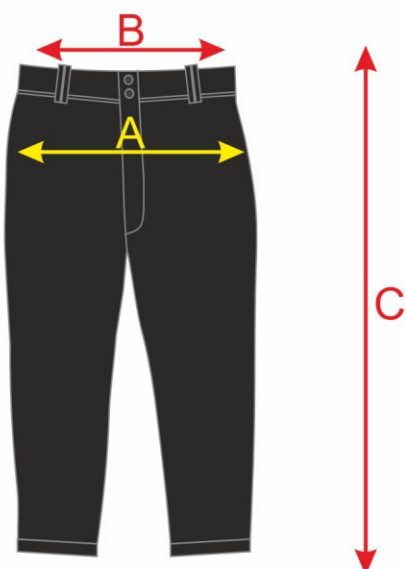


PANTALÓN BÉISBOL CREMALLERA



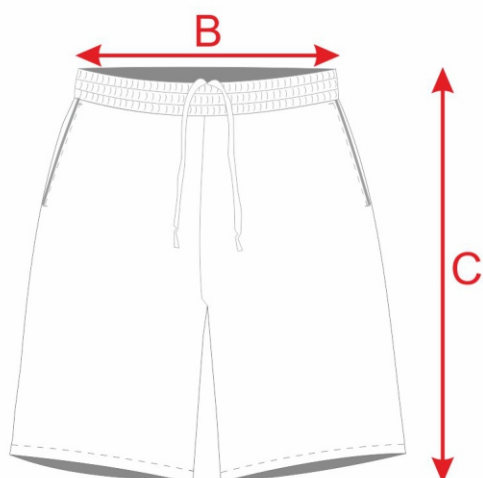
PANTALÓN BÉISBOL CREMALLERA/GOMA							
TALLA	(A) PECHO	(B) CINTURA	(C) ALTO	TALLA	(A) PECHO	(B) CINTURA	(C) ALTO
6XS		33	76	S		44	104
5XS		35	81	M		46	107
4XS		37	86	L		48	110
3XS		39	91	XL		50	113
2XS		40	96	2XL		52	116
XS		42	101	3XL		53	119

PANTALÓN SOFTBOL




PANTALÓN SOFTBOL							
TALLA	(A) Cadera	(B) CINTURA	(C) ALTO	TALLA	(A) Cadera	(B) CINTURA	(C) ALTO
6XS		26	50	S		37	72
5XS		28	54	M	46	39	75
4XS		30	57	L	48	41	78
3XS		32	61	XL	50	43	81
2XS		34	65	2XL		45	84
XS		36	69	3XL		47	87

BERMUDA BÉISBOL



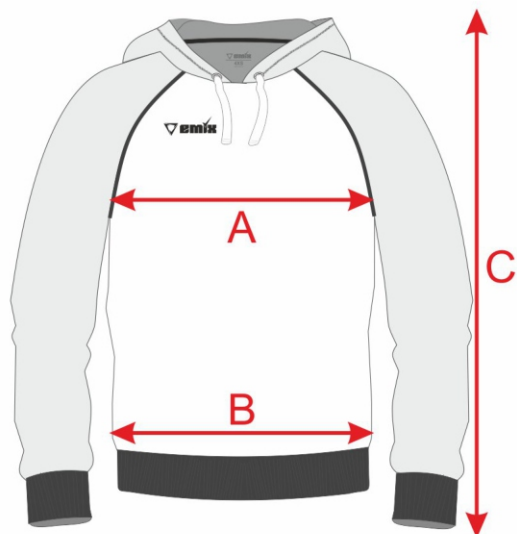
BERMUDA BÉISBOL 3 BOLSILLOS							
TALLA	(A) PECHO	(B) CINTURA	(C) ALTO	TALLA	(A) PECHO	(B) CINTURA	(C) ALTO
6XS				S		36	50
5XS		25	31	M		38	54
4XS		27	35	L		40	55
3XS		30	39	XL		42	56
2XS		32	43	2XL		45	58
XS		34	47	3XL		48	60

LAS MEDIDAS INDICADAS SON APROXIMADAS Y PODRÍAN VARIAR +/- 2 CM.





SUDADERA CAPUCHA



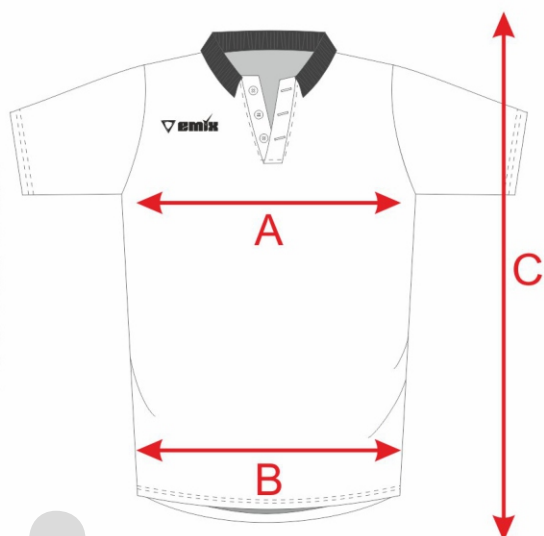
SUDADERA CAPUCHA							
TALLA	(A) PECHO	(B) CINTURA	(C) ALTO	TALLA	(A) PECHO	(B) CINTURA	(C) ALTO
6XS				S	52	51	68
5XS	38	37	43	M	54	53	70
4XS	41	40	48	L	56	55	72
3XS	44	43	53	XL	59	58	75
2XS	47	46	57	2XL	62	61	77
XS	50	49	64	3XL	65	64	79

PANTALÓN CHÁNDAL PITILLO



PANTALÓN CHÁNDAL PITILLO							
TALLA	(A) PECHO	(B) CINTURA	(C) ALTO	TALLA	(A) PECHO	(B) CINTURA	(C) ALTO
6XS				S		36	100
5XS		25	72	M		38	103
4XS		28	77	L		40	105
3XS		30	85	XL		42	106
2XS		32	93	2XL		44	108
XS		34	98	3XL			

POLO PASEO M/C



POLO PASEO M/C							
TALLA	(A) PECHO	(B) CINTURA	(C) ALTO	TALLA	(A) PECHO	(B) CINTURA	(C) ALTO
6XS				S	50	50	69
5XS	36	36	43	M	52	52	71
4XS	39	39	48	L	54	54	73
3XS	42	42	53	XL	56	56	75
2XS	45	45	58	2XL	58	58	77
XS	48	48	64	3XL	61	61	79

LAS MEDIDAS INDICADAS SON APROXIMADAS Y PODRÍAN VARIAR +/- 2 CM.

